

### AEEF IEC标准系列三相异步电动机

输出		全速转速 t RPM	机座号	负载转速				扭矩		最大扭矩	旋转质量 惯量 Kg-M <sup>2</sup>
HP	kW			扭矩公 斤	效率 (%)	功率因 数	电流 (安 培)	启动扭矩 %F	电 流 (安 培)		
1/4	0.185 (0.2)	2740	63	0.07	56	76.5	0.66	400	3.5	300	0.002
		1345	63	0.13	60.5	69.5	0.67	270	3.5	250	0.003
		910	71	0.2	60	60	0.79	200	3.5	250	0.006
1/2	0.37 0.4	2785	71	0.13	75	85	0.89	320	7	280	0.0025
		1370	71	0.26	65.5	70	1.24	200	7	230	0.005
		925	80	0.39	63	67	1.34	200	7	230	0.009
1	0.75	2800	80	0.26	76.5	87	1.7	220	11	280	0.005
		1400	80	0.52	72	74	2.13	230	11	280	0.009
		930	90L	0.78	71	70	2.28	190	11	230	0.018
2	1.5	2820	90L	0.51	80	88	3.22	250	23	280	0.011
		1400	90L	1.04	75.5	78.5	3.82	220	23	280	0.018
		935	100L	1.55	75.5	71.5	4.2	180	23	220	0.033
3	2.2	2850	90L	0.76	83.5	88.5	4.6	250	39	280	0.015
		1430	100L	1.52	80	82	5.18	210	39	260	0.033
		950	112M	2.29	78	76	5.73	180	39	230	0.06
5	3.7	2875	112M	1.26	85.5	90	7.36	240	63	280	0.039
		1440	112M	2.52	84.5	83.5	8.03	220	63	260	0.06
		960	132S	3.78	80.5	75.5	9.32	180	63	230	0.154
7.5	5.5	2900	132S	1.88	86.5	88.5	11.1	210	93	260	0.066
		1450	132S	3.75	86	82.5	12	220	93	250	0.106
		960	132M	5.67	84.5	77.5	13	200	93	230	0.222
10	7.5	2900	132S	2.5	88.5	88.5	14.5	200	116	210	0.078
		1450	132M	5	87.5	85.5	15.2	220	116	250	0.146
		970	160M	7.48	85.5	80	16.6	210	116	230	0.408
15	11	2930	160M	3.72	88.5	90	21.3	200	168	240	0.164
		1460	160M	7.46	89.5	88	21.6	220	168	250	0.322
		970	160L	11.2	88.5	84	22.9	210	168	230	0.599
20	15	2930	160M	4.95	90	91	27.7	200	209	240	0.191
		1460	160L	9.94	90.5	88.5	28.3	220	109	240	0.389
		970	180M	15	89	82.5	30.9	200	209	210	1.007
25	18.5	2915	160L	6.23	90	89.5	35.2	200	268	230	0.247
		1460	180M	12.4	91	86.5	36	210	268	240	0.624

		970	180L	18.7	90	82.5	38.2	200	268	210	1.17
30	22	2950	180M	7.38	91.5	90	41.3	200	319	230	0.315
		1455	180M	15	90.5	85	43.9	210	319	240	0.671
		970	180L	22.4	89.5	82	46.3	200	319	210	1.365
40	30	2935	180L	9.89	92	91	54.2	180	398	210	0.373
		1455	180L	20	91	85	58.6	180	398	220	0.829
		970	200L	29.9	91	83	60	190	398	200	1.952
50	37	2950	200L	12.3	91.5	87.5	70.8	150	463	210	0.543
		1460	200L	24.9	91.5	86	72	190	463	210	1.293
		970	200L	37.4	90	80	78.7	190	463	200	2.292
60	45	2950	200L	14.8	92.5	87	84.5	140	582	200	0.659
		1460	200L	29.8	92	88.5	83.5	190	582	200	1.681
		980	225S	44.4	91	80	93.4	170	582	200	3.201
75	55	2950	225S	18.5	92.5	90.5	102	140	725	210	1.234
		1470	225S	37	92.5	85	108	180	725	200	1.947

Fig. 1

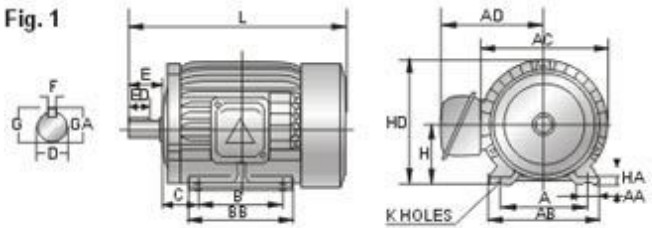


Fig. 2

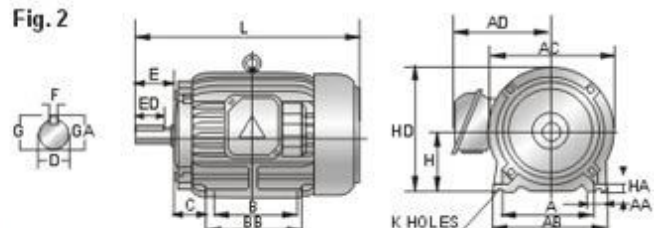


Fig. 3

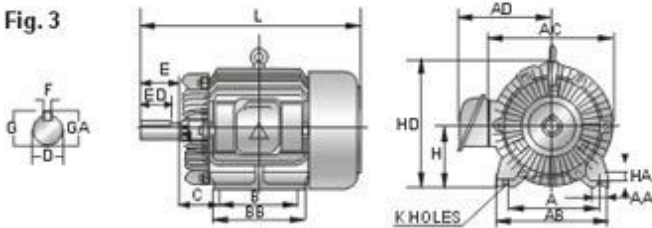
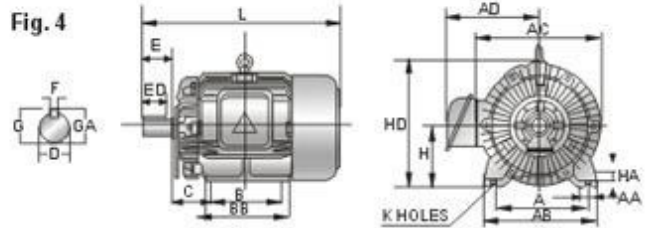


Fig. 4



外部安装尺寸

输出 ((HP)			机座号	Fig. No.	A	AA	AB	AC	AD	B	BB	C	D	E	ED	F	G	GA	H	HA	HD	K	L
2P	4P	6P			2P	4P	6P																
0.25	0.25	-	63	1	100	28	120	144	134	80	100	40	11	23	10	4	8.5	13	63	8	135	7	209
0.5	0.5	0.25	71		112	36	140	160	142	90	115	45	14	30	14	5	11	16	71	8	151	7	239
1	1	0.5	80		125	36	155	175	163	100	130	50	19	40	25	6	16	22	80	9	168	10	272
2.3	2	1	90L		140	36	170	194	173	125	150	56	24	50	32	8	20	27	90	10	187	10	322
-	3	2	100L	2	160	45	195	210	187	140	175	63	28	60	40	8	24	31	100	13	243	12	363
5	5	3	112M		190	45	224	230	205	140	175	70	28	60	40	8	24	31	112	14	265	12	382
7.5	7.5	5	132S		216	45	250	266	223	140	175	89	38	80	56	10	33	41	132	16	310	12	446
-	10	7.5	132M		216	45	250	266	223	178	212	89	38	80	56	10	33	41	132	16	310	12	484
15	15	10	160M	3	254	50	300	324	265	210	250	108	42	110	80	12	37	45	160	18	377	15	604
25	20	15	160L		254	50	300	324	265	254	300	108	42	110	80	12	37	45	160	18	377	15	648
30	-	-	180M	4	279	75	355	360	301	241	297	121	48	110	80	14	43	52	180	20	421	15	687
-	25	20	180M	3	279	75	355	360	301	241	297	121	48	110	80	14	43	52	180	20	421	15	687
40	-	-	180L	4	279	75	355	360	301	279	335	121	55	110	80	16	49	59	180	20	421	15	725
-	40	25	180L		279	75	355	360	301	279	335	121	55	110	80	16	49	59	180	20	421	15	725
50	-	-	200L		318	80	400	400	334	305	365	133	55	110	80	16	49	59	200	25	469	19	798
-	50	40	200L		318	80	400	400	334	305	365	133	60	140	110	18	53	64	200	25	469	19	798
75	-	-	225S	4	356	90	450	458	382	286	375	149	55	110	80	16	49	59	225	30	524	19	806
-	75	60	225S		356	90	450	458	382	286	375	149	65	140	110	18	58	69	225	30	524	19	806

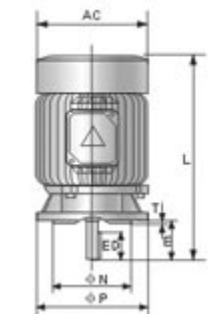


Fig. 1

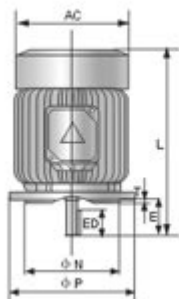


Fig. 2

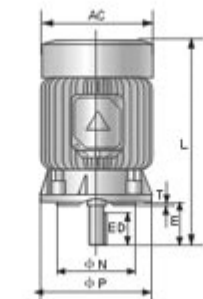


Fig. 3

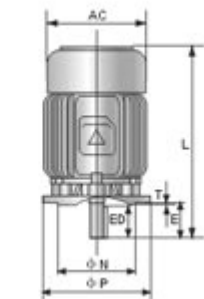


Fig. 4

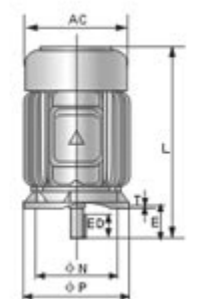


Fig. 5

输出 (HP)			机座号	Fig. No.	AC	AD	L	M	N	P	S	T	轴伸					
2P	4P	6P											D	E	ED	F	G	GA
0.25	0.25	-	63	1	144	134	238	130	110	160	10	3.5	11	23	10	4	8.5	13
0.5	0.5	0.25	71		160	142	266	130	110	160	10	3.5	14	30	14	5	11	16
1	1	0.5	80	2	175	163	272	165	130	200	12	3.5	19	40	25	6	16	22
2 3	2	1	90L	1	194	173	361	165	130	200	12	3.5	24	50	32	8	20	27
-	3	2	100L	2	210	187	363	215	180	250	15	4	28	60	40	8	24	31
5	5	3	112M	3	230	205	422	215	180	250	15	4	28	60	40	8	24	31
7.5 10	7.5	5	132S	2	266	223	446	265	230	300	15	4	38	80	56	10	33	41
-	10	7.5	132M	4	266	223	484	265	230	300	15	4	38	80	56	10	33	41
15 20	15	10	160M	324	265	604	300	250	350	19	5	42	110	80	12	37	45	
25	20	15	160L	324	265	648	300	250	350	19	5	42	110	80	12	37	45	
30	-	-	180M	360	301	687	350	300	400	19	5	48	110	80	14	43	52	
-	25 30	20	180M	360	301	687	350	300	400	19	5	48	110	80	14	43	52	
40	-	-	180L	5	360	301	725	350	300	400	19	5	55	110	80	16	49	59
-	40	25 30	180L		360	301	725	350	300	400	19	5	55	110	80	16	49	59
50 60	-	-	200L	6	400	334	798	400	350	450	19	5	55	110	80	16	49	59
-	50 60	40 50	200L		400	334	798	400	350	450	19	5	60	140	110	18	53	64
75	-	-	225S		458	382	806	500	450	550	19	5	55	110	80	16	49	59
-	75	60	225S		458	382	836	500	450	550	19	5	65	140	110	18	58	69